

## Infographics :National Tourism Day

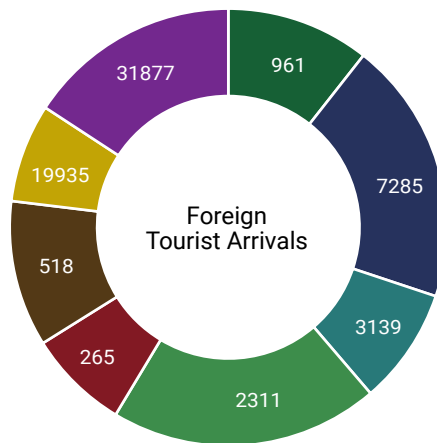
25th January 2022

This year the National Tourism Day (25th January 2022) is celebrated under the aegis of 'Azadi Ka Amrit Mahotsav' to mark 75 years of India's Independence, it is a part of 75 – week grand celebration launched by our Prime Minister.

### State-wise Number of Domestic and Foreign Tourist Visits in NER (2017-2020)



India : 610216157

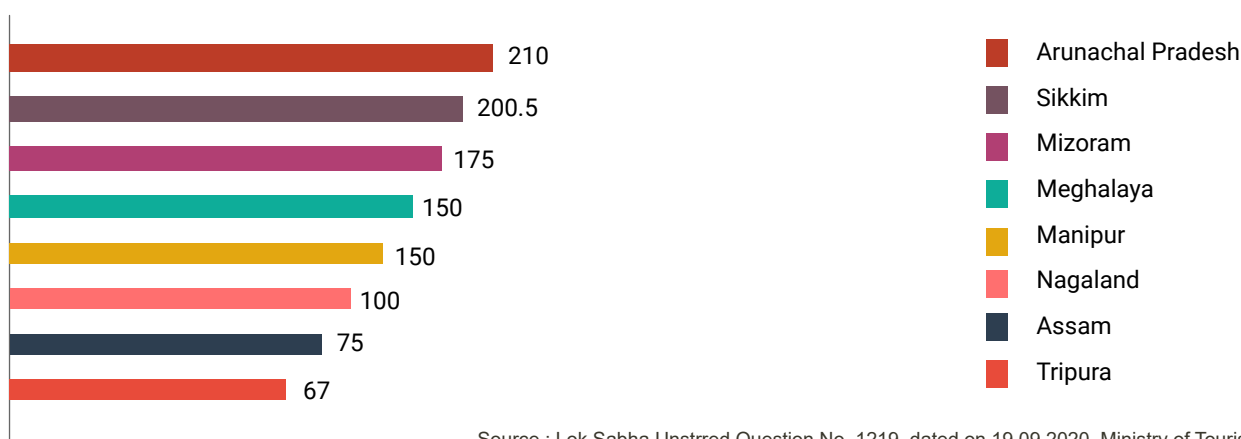


India : 7171769

■ Arunachal Pradesh ■ Assam ■ Manipur ■ Meghalaya ■ Mizoram ■ Nagaland ■ Sikkim ■ Tripura

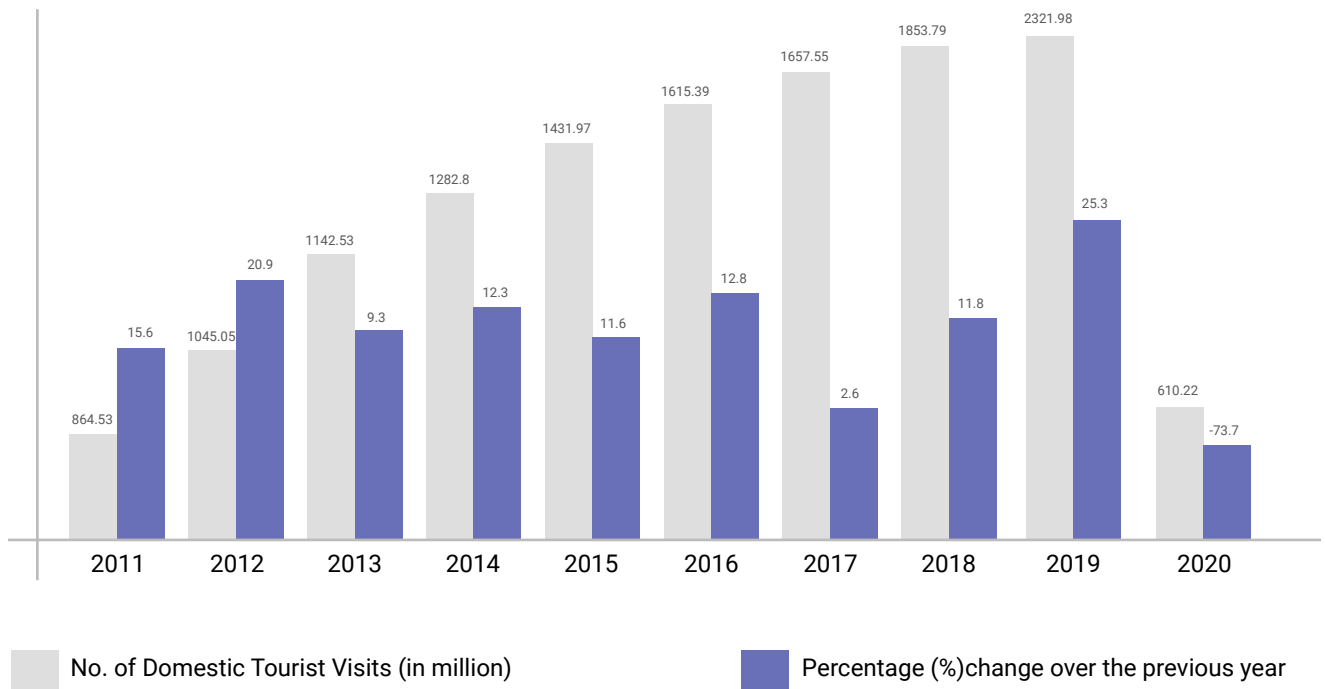
Source: Indian Tourism Statistics 2020, (State/Union Territory Tourism Department, Ministry of Tourism, Government of India)

### State-wise Funds Sanctioned for Organizing Fairs, Festivals and Tourism Related Events under Domestic Promotion and Publicity Including Hospitality (DPPH) Scheme in North East India (2017-2018 to 2020-2021)



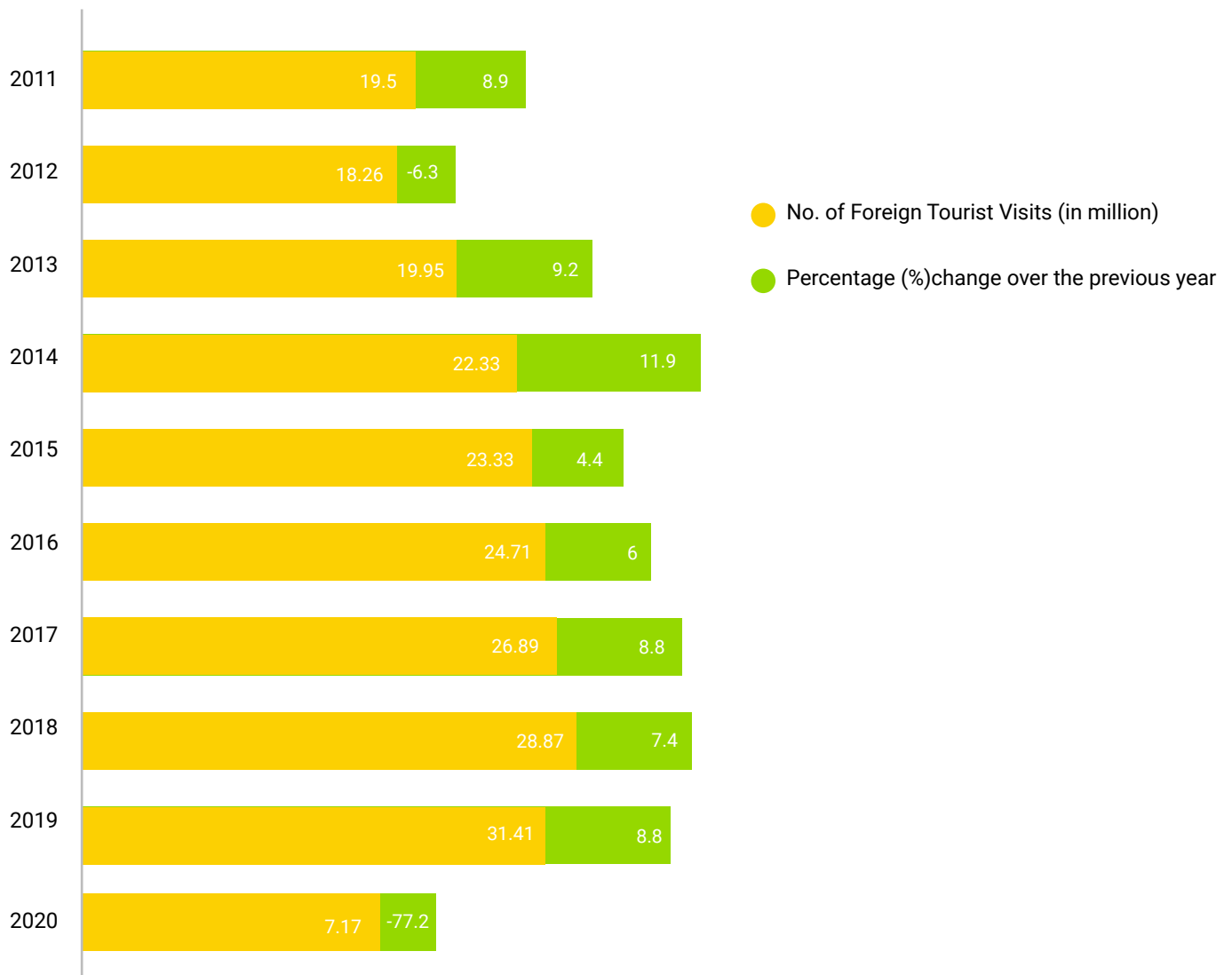
Source : Lok Sabha Unstred Question No. 1219, dated on 19.09.2020, Ministry of Tourism, Govt. of India. (ON2489) & Passed Issues & Lok Sabha Unstarred Question No. 3261, dated on 09.08.2021.

## Number of Domestic Tourist Visits to all States/UTs in India, 2011-2020

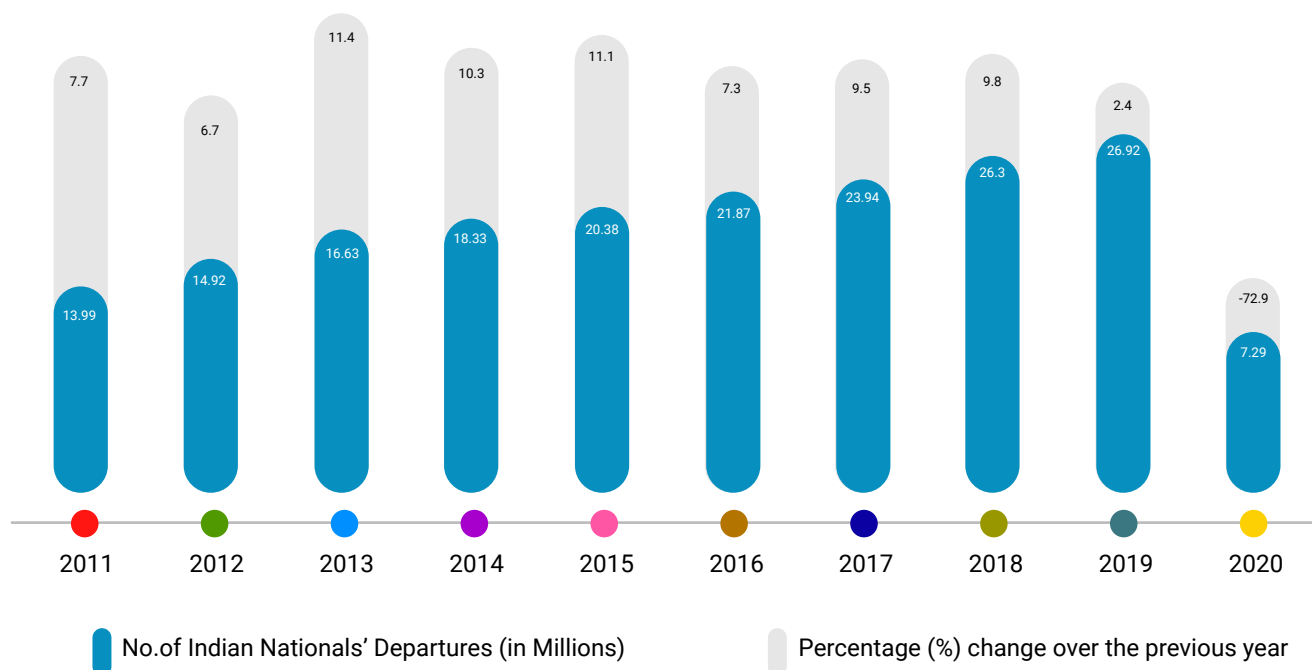


Source: India Tourism Statistics at a Glance -2021, State/ Union Territory Tourism Departments

## Number of Foreign Tourist Visits to all States/UTs in India, 2011-2020



## Number of Indian Nationals' Departures (INDs) from India, 2011-2020



Source: Bureau of Immigration, Govt. of India, India Tourism Statistics at a Glance -2021

## Scheme wise Plan Outlay of Ministry of Tourism 2020-21 and 2021-22

SL. NO	Name of Scheme	(Rs. In Crore)		
		2020-21		2021-22
		BE	RE	BE
1	Asstt. To Central Agencies for Tourism Infrastructure	80	80	90
2	Viability Gap Scheme for Revenue Generating Tourism Project	30	0	0
3	PIDDC	5	5	5
4	Swadesh Darshan	1200	600	630
5	PRASHAD	207.55	125	153
6	Capacity Building for Service Provider	60	33	63.65
7	Asstt. To IHM/FCI/IITTM/NIWS/NCHMCT	70	50	75
8	Domestic Promotion & Publicity including Hospitality	140	63	144.7
9	Overseas Promotion and Publicity including MDA	450	115	524.02
10	Market Research	9.66	6.39	20
11	Champion Services Sector Scheme	123	63.32	190
12	Safe Tourist Destination Women	0	6.25	5.27
13	Development of Iconic Tourist Destination	0	0	0.03
	<b>Total Scheme</b>	<b>2375.21</b>	<b>1146.96</b>	<b>1990.67</b>

Source: India Tourism Statistics at a Glance -2021, State/ UT Tourism Departments